




GREEN LAND PUBLIC SCHOOL
HOLIDAY HOME WORK
CLASS-I


MY FIVE SENSES


Direction: Write the word that matches the correct action for each body part.

We with our 

We with our 

We with our 

We with our 

We with our 

HINT: listen see touch taste smell

ENGLISH:

Note: Make a separate three in one notebook for Holiday Home Work.

1. Write 40 difficult words from Le 1 to 5 in note book and learn their spellings.
2. Write 20 word /meaning from Le 1 to 5 in note book and learn their meaning.

Revise the work done in the book and note book.

Do page no. 10 to 20 in cursive writing book.

Revise the work done in Grammar book and note book.

Activity:

Write the Poem “Colours with pictures”(page no. 5) on A-3 size sheet Roll No 1 to 10.

Write the Poem “The Swing with picture” (Page No. 21)on A-3 size sheet Roll No. 11 to 20.

Write daily one page cursive writing in H.W. note book.

Maths:

Write daily 5 sum of Addition and Subtraction. Write Number Name 1 to 50 and write Table 2 to 10 (2 times).

Project: Draw and paste Heavy and Light objects on A-3 size sheet.

हिंदी:

1. आ से ऊ की मात्रा वाले दस-दस कठिन शब्द लिखो तथा याद करो |
2. पाठ 2 से 7 तक सभी शब्दार्थ, प्रश्न/उत्तर तथा पुस्तक अभ्यास याद करें |
3. रोल न० 1 से 10 कविता (शुभा की गुड़िया) पर चार्ट बनाए
4. रोल न० 11 से 20 कविता (बकरी की शादी)पर चार्ट बनाए |

हिंदी ग्रामर: नोट बुक और बुक में कराए गए कार्य को याद करें | प्रतिदिन एक सुलेख नोटबुक में व एक सुलेख सुलेखन बुक में लिखें |

E.V.S.

1. Learn Ques/Ans book exercise Le 1 to 4.
2. Paste our Body Parts and write their names also on a A-3 size sheet.
3. Make a family tree of all your family members on A-4 size sheet (Roll No. 1 to 10).
4. Paste 5 pictures “Food From Plants” on A-3 size sheet (Roll No. 11 to 14).
5. Paste 5 pictures “Food from animals” on A-3 size sheet. (Roll No. 15 to 20).
6. Make a beautiful animal mask.

G.K.

1. Learn Le 1 to 6 complete.
2. Draw and colour the picture (page no. 9) on A-3 size sheet and also write their names.
3. Paste five pictures of Home of animals and write their name also on A-3 size sheet.

Computer.

Learn and write Le- 1 and 2 Q/Ans and book ex.
Draw a picture of computer on chart.

Drawing:

Art and craft book page no 3 to 12.
Chalk box (roll no 1 to 10)
Flower pot (Roll no 11 to 20)